
■ Features:

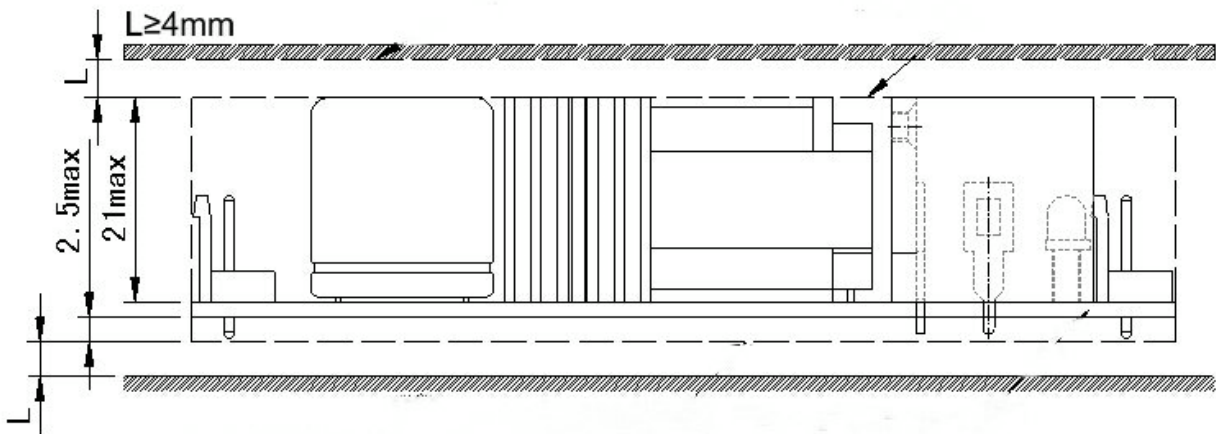
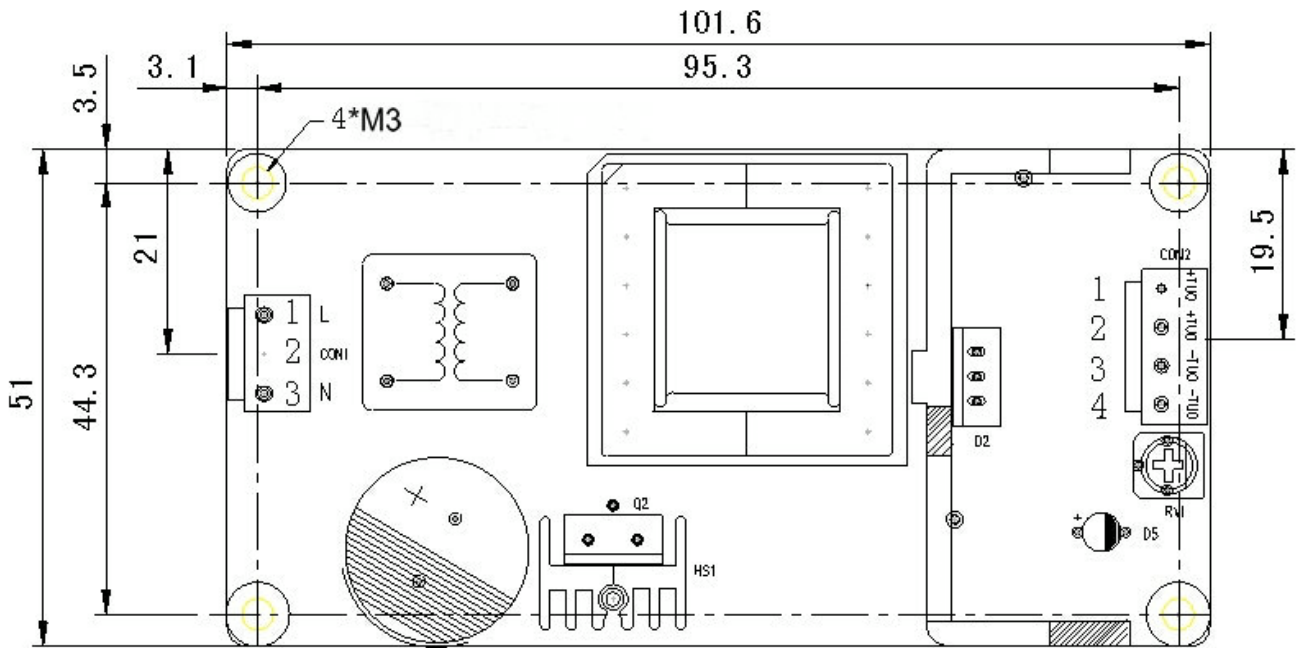
- Universal AC input/ Full range (90~264Vac)
- High Efficiency, low power consumption
- Output protections: SCP/OVP/ OLP/OPP
- Wide operating ambient temperature (-20°C~65°C)
- All using 105°C long life electrolytic capacitors.
- 100% full load burn-in test
- 3 year warranty

SPECIFICATION

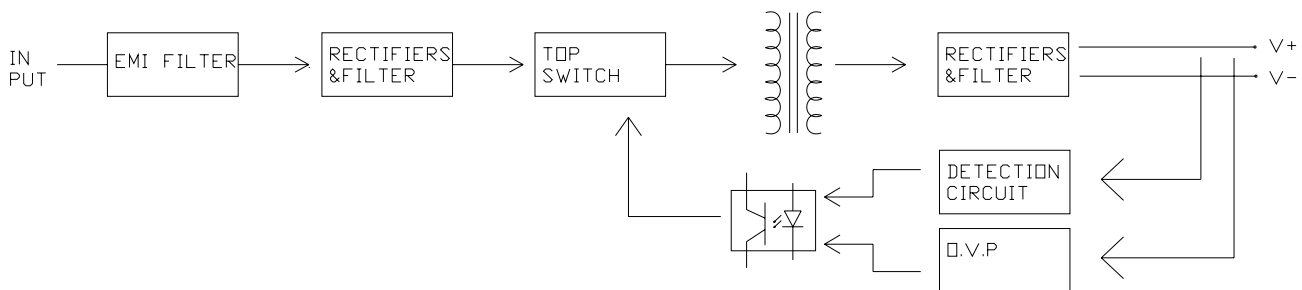
MODEL		PS-35-5	PS-35-12	PS-35-24	PS-35-48	
OUTPUT	DC Output	5V	12.0V	24.0V	48.0V	
	Rated Current	6A	3.0A	1.5 A	0.75A	
	Ripple and Noise	0~65°C	≤80mV	<120mV	<120mV	<120mV
		Note 2 -20°C~0°C	≤150mV	<200mV	<200mV	<200mV
	Voltage ADJ. Range	4.75~5.5V	11.4~13.2V	22.8~26.4V	45.6~52.8V	
	Voltage Accuracy	±1.0%				
	Line Regulation	±0.5%				
	Load Regulation	±1.0%				
	Set-up Time	≤2.0S @ 115Vac ≤1.0S @ 230Vac full load				
	Hold up Time	≥10mS @ 115Vac ≥20mS @ 230Vac full load				
	Temperature Coefficient	±0.03%/°C				
	Overshoot and Undershoot	<5.0%				
INPUT	Voltage Range Note 3	90Vac~264Vac, 90Vac input full load				
	Frequency Range	47Hz-63Hz				
	Efficiency (Typical)	220Vac input	≥78%	≥81%	≥83%	≥86%
	AC Current (max.)	<1.0A				
	Inrush Current (Typical)	<23A@115Vac <45A@230Vac Cold start				
	Leakage Current	Input to Output: ≤ 3.5mA; Input to PG: ≤ 0.25mA				
PROTECTION	Over Load	6.3~10.8A	3.15~5.4A	1.58~2.7A	0.78~1.35A	
		Protection type: Hiccup model, Auto recovery				
	Over Voltage	5.75~7.5V	13.8~16.2V	27.6~32.4V	55.2~64.8V	
		Protection type: Constant voltage, Auto recovery				
	Over Power	31.5~54W	37.8~64.8W	37.9~64.8W	37.4~64.8W	
Shorted Circuit	Long-term mode, Auto recovery					
ENVIRONMENT	Operating amb. Temp. & Hum.	-20°C~65°C; 20%~90%RH No condensing (refer to the derating curve)				
	Storage Temp. & Hum.	-30°C~85°C; 10%~95%RH No condensing				
SAFETY & EMC (Note 4)	Safety Standards	UL60950-1; EN60950-1: 2006				
	Withstand Voltage	Input-Output:3.0KVac/10mA; Output-PG: 1.5KVac/10mA;Output-PG: 0.5KVdc/10mA				
	Isolation Resistance	≥100M ohms				
	EMI Conduction&Radiation	Compliance to EN55022 Class B FCC PART15B				
	EMS Immunity	Compliance to EN61000-4-2,3,4,5,6,8,11; heavy industry level				
OTHERS	MTBF (MIL-HDBK-217F)	More than 200,000Hrs (35°C, Full load)				
	Dimension (L*W*H)	101.6×50.8×24mm				
	Packing	60PCS/CTN, 11KGS, 0.024CBM				
	Cooling method	Cooling by free air convection				
NOTE	<ol style="list-style-type: none"> 1. All parameters NOT specially mentioned are measured at rated input, rated load and 25°C of ambient temperature. 2. Measured at 20MHz of bandwidth by using a 12" twisted pair-wire terminated with a 0.1 uF & 10uF parallel capacitor. 3. The SPS is considered a component which will be installed into final equipment. The equipment must be re-confirmed that it still meets EMC directives. 					

■ Mechanical Specification

Unit: mm



■ Block Diagram



■ Derating Curve

